

Record 3DViewer

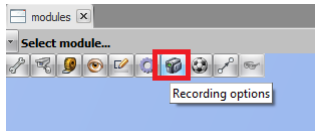
Future request

Is it possible to make a video of the 3D viewer

Implementation

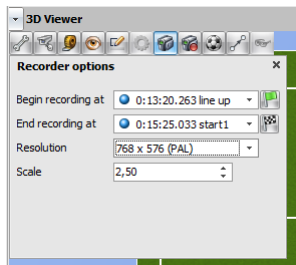
First you need to create markers of the period you want video.

Then open the 3D viewer and press the “camrecorder” button.



Select the “Begin recording at” marker and the “End reording at” marker, Resolution and scale.

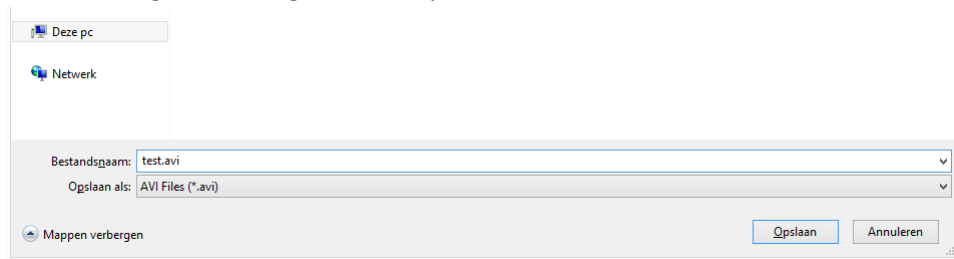
You probably want to play a little with the resolution and scale for an optimal output.



If all is done, press the “Cam-record” button.



A save dialog is shown, give the output a name



Now the “videocompression” window is shown. This one is tricky. A lot settings won’t work or don’t give the outcome you wish. The settings shown in the screenshot will give you acceptable result, but don’t expect too much.

